










# 1st World vs. 3rd World Country Comparison

 <p><b>Birth Rate</b></p>	 <p><b>GDP</b> (Gross Domestic Product) Per Capita</p>	 <p><b>Population Below Poverty Line</b></p>
 <p><b>Death Rate</b></p>	 <p><b>Debt</b></p>	 <p><b>Literacy Rate</b></p>
 <p><b>Population</b></p>	 <p><b>Life Expectancy</b></p>	 <p><b>Unemployment Rate</b></p>

# Instructions

The purpose of this assignment is to develop a better understanding regarding statistics from the terms you have now learned to see how they define whether a country is a 1st world country, a 3rd world country, or a country in between (a 2nd world country).

## Step 1:

Using current library resources or a reliable internet site such as the CIA World Factbook, fill in the accompanying chart to help you with Step 2.

## Step 2:

Use the template provided to add your information on the table drawing a bar graph or by writing in the boxes provided. Include a picture of the countries you researched using a picture from the internet (citing the source) or draw a picture on your own.

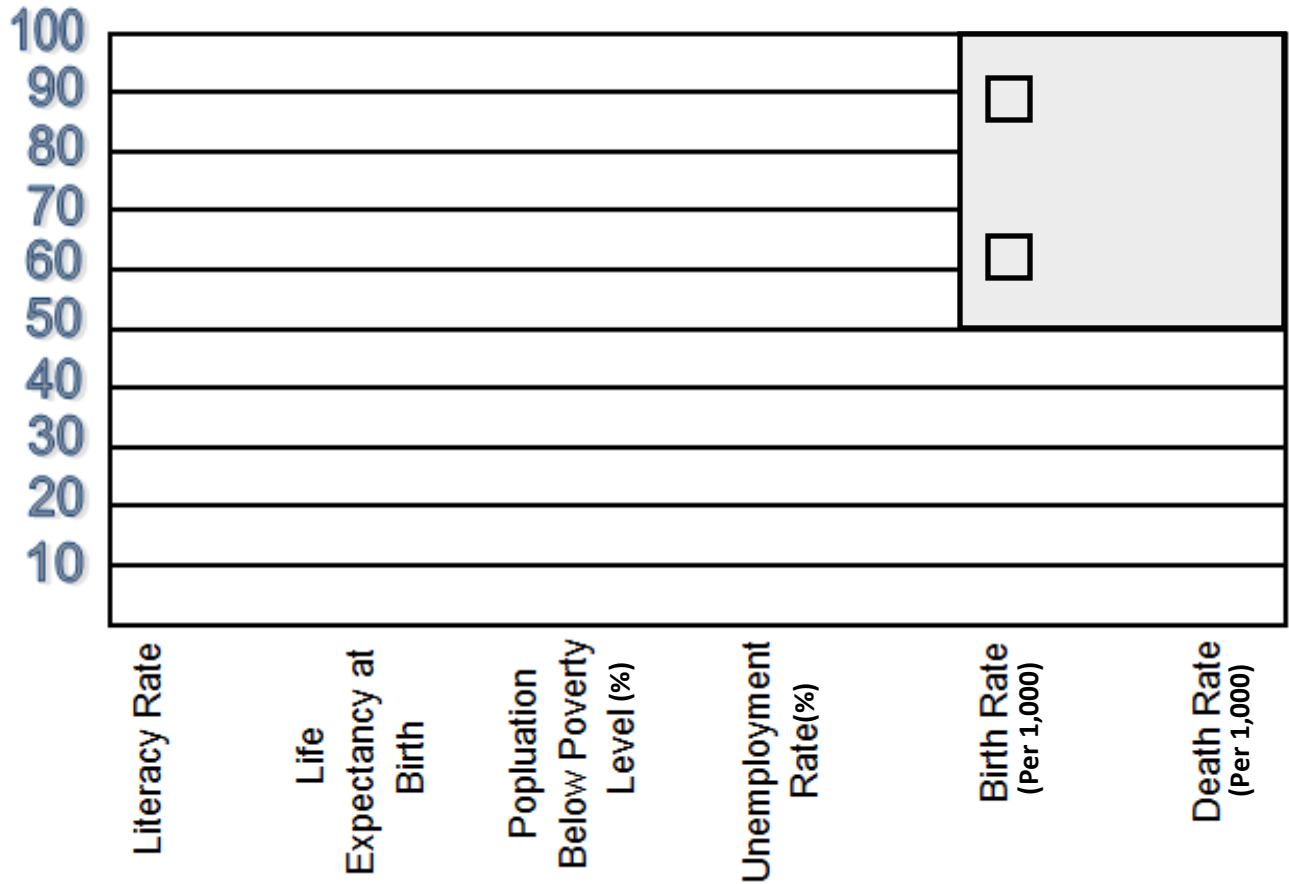
## Step 3:

Analyze your data and construct a written response explaining what you have learned about 1st and 3rd world countries. Analyzing your data means to understand what the data is saying. Instead of just re-writing the data again, explain what those numbers mean. For example, if the death rate is high it might lead you to believe that people in that country don't have adequate nutrition, access to health care, or medicines are scarce.

<u>1st World Countries</u>	<u>3rd World Countries</u>
Belgium	Timor-Leste
France	Malawi
United States of America	Somalia
Netherlands	Democratic Republic of the Congo
Spain	Tanzania
Iceland	Yemen
Canada	Burundi
Germany	Afghanistan
Italy	Guinea-Bissau
Norway	Ethiopia
Turkey	Niger
Denmark	Liberia
Greece	Nigeria
Luxembourg	Sierra Leone
Portugal	Madagascar
United Kingdom	Somalia
Israel	Zambia
Japan	North Korea
South Korea	Kenya
Australia	Rwanda
New Zealand	Sudan
Austria	Mali
Switzerland	Central African Republic
Sweden	Haiti

Country	1st World Country	3rd World Country
Population		
GDP—Per Capita		
Literacy Rate		
Life Expectancy at Birth		
Population Below Poverty Line		
Unemployment Rate		
Birth Rate/Death Rate		
Debt—External		
Infant Mortality Rate		
People Living with HIV/Aids		

## 1st vs. 3rd World Country Comparison



### 1<sup>st</sup> World Country

**Population:**

**GDP-Per Capita:**

**Debt-External:**

Insert  
Picture of  
Country here

### 3<sup>rd</sup> World Country

**Population:**

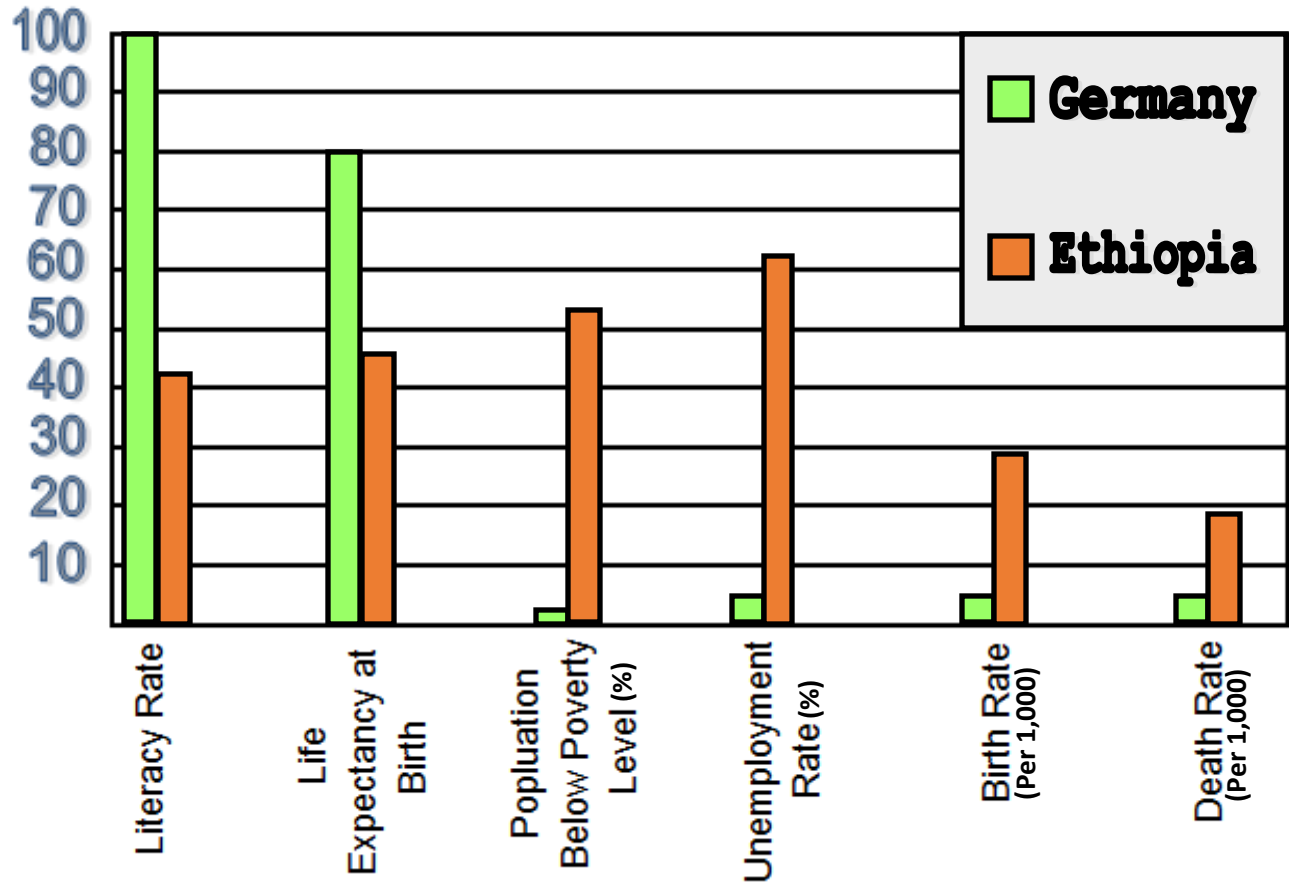
**GDP-Per Capita:**

**Debt-External:**

Insert  
Picture of  
Country here



## 1st vs. 3rd World Country Comparison Example



### 1<sup>st</sup> World Country

**Population: 80,996,685**

**GDP-Per Capita: \$39,500**

**Debt-External: \$5.717 trillion**



### 3<sup>rd</sup> World Country

**Population: 96,633,458**

**GDP-Per Capita: \$1,300**

**Debt-External: \$11.99 billion**

